

# Ukraine Crisis Response | Fact Sheet

The conflict in Ukraine on 24<sup>th</sup> of Feb 2022 has caused the world's fastest growing displacement crisis since World War II, leaving at least:



- **18 million** People in urgent need of humanitarian assistance in Ukraine
- **8.2 million** Refugees from Ukraine recorded across Europe
- **5.4 million** Internally displaced people

## Ukraine Crisis Response Goal

Deliver inclusive, need driven humanitarian assistance to refugees, IDPs and the most vulnerable children and their families in Ukraine, Romania, Moldova and Georgia.

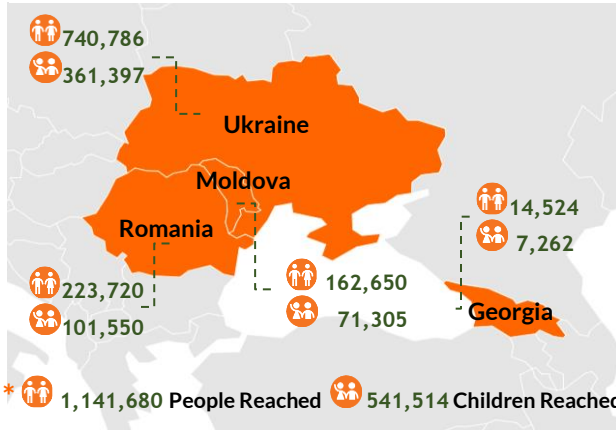
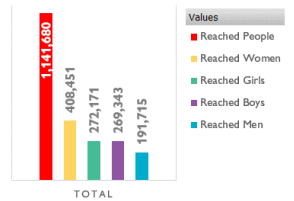
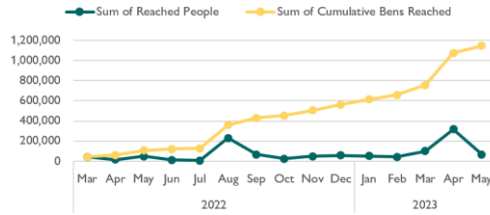
## UCR Strategic Objectives

Deliver life-saving in-kind and cash assistance to meet basic food, shelter and WASH needs;

Support affected women and children, with child protection, mental health and psychosocial support services and prevent and protect against sexual exploitation and abuse;

Contribute to the provision of inclusive, equitable and quality education for children.

## World Vision Presence\*

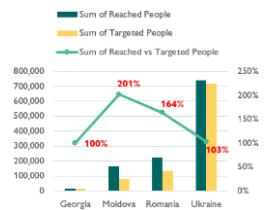
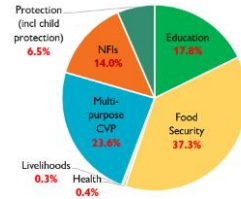
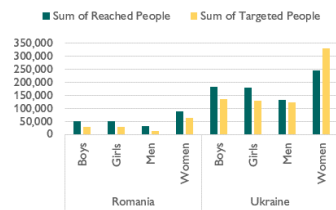
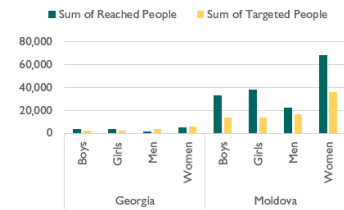


## World Vision UCR:

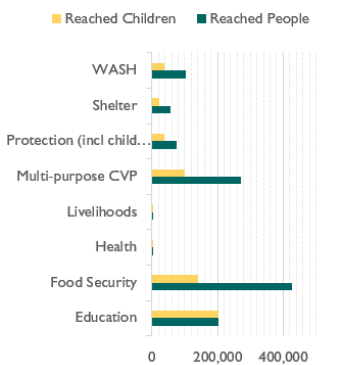
- Works with **48** partners & donors;
- Operates in **24** regions in Ukraine, **13** in Romania, **33** in Moldova, and **4** in Georgia.
- **67,749** people were reached during reporting month, this is **5.7%** of the overall people reached to date;
- Reached people vs targeted people accounted **120%**. The response has surpassed the 2-year response plan targeted beneficiaries and will review its targets in the next strategy update.

## People reached by Sector:

- I Food Security - 37.3%
- II Multi-purpose cash - 23.6%
- III Education - 17.8%
- IV NFIs - 14.0%
- V Protection - 6.5%
- VI Health - 0.4%



## UCR children reached by sector



## Ukraine Crisis Response Achievements as of April 30, 2023

### 1 BASIC NEEDS

**452,915**  
# Of people reached with food assistance

**250,839**  
# Of people reached with cash and vouchers

**192,759**  
# Of hygiene kits distributed

**144,503**  
# Of people supported with hygiene kits

**65,250**  
# Of people reached with temporary shelter

### 2 PROTECTIVE ENVIRONMENTS

**61,135**  
# Of people benefitting from MHPSS activities

**32,430**  
# Of children supported with child protection programming

**3,093**  
# Of people trained in protection issues

**105**  
# Of service hubs established and supported

**413**  
# Of child protection kits distributed

### 3 BASIC SERVICES

**210,201**  
# Of children benefitting from education programming

**8,974**  
# Of education kits distributed

**4,005**  
# Of people reached with hospital supplies

**4,438**  
# Of people provided with livelihoods support services

**854**  
# Of people referred to medical care

**\$35,227,576**  
# value of CVP distributed

**3,566.90**  
MT of food distributed

**98,830**  
# Of Winterization kits distributed

**1,101**  
# Of hospital NFI supplies distributed

